


TruVu ITC 250 Series Loop Powered




ITC 250 SERIES - SIMPLE PLUG & PLAY DESIGN

- ▶ 4-20 mA Universal Loop-powered
- ▶ NEMA 4X Enclosure Display
- ▶ Alarm Output
- ▶ Peak Values Detection
- ▶ No Extra Power Supply Required
- ▶ Optional IR Remote Controller

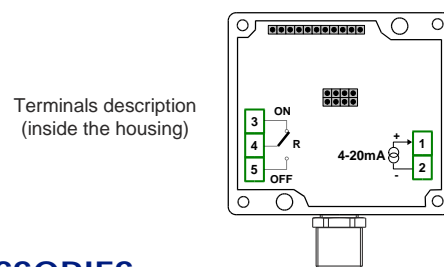
TruView ITC 250 is a Approvable Digital indicator with a single 4-20 mA Current Input, which Powers the device at the same time. Measurement input is equipped with safety circuits, saving internal electronics against overload. Large 4-digit red LED Display, the range of the result is from -999 to 9999, with definable decimal point position. The device is equipped with relay (signalisation by LED on front panel). This Output can Alarm Light as well as sound signalling device. Configuration of the device can be done using IR remote controller.

TECHNICAL DATA

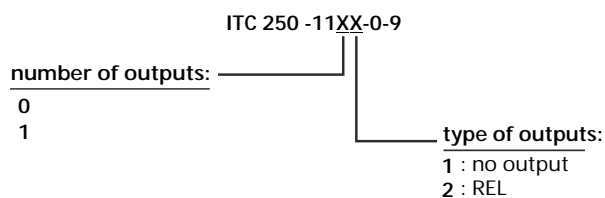
Power supply / Power consumption	from measurement line, min. current 3.5 mA, max. voltage drop 7V
Display	LED, red, 4 x 13 mm high
Displayed values	-999 ÷ 9999 plus decimal point
Input	current 4-20 mA, overload-protected, input current limited to about 50 mA
Accuracy	0.1% @25°C
Stability	50 ppm/°C
Outputs (option)	1 x bistable relay 30V/500 mA, min. switching delay: about 4 sec.
Data memory	non-volatile memory, EEPROM type
Operating temperature	-20°C ÷ +50°C
Storage temperature	-20°C ÷ +70°C
Protection class	NEMA 4X (IP65)
Case	wall-mounted
Case material	polycarbonate
Case dimensions	without gland/connector: 64 x 58 x 36 mm; with gland: 64 x 82 x 36 mm; with M12 connector: 64 x 73 x 36 mm
Weight	with gland 108 g, with M12 connector 126 g
Connection	Gland M16x1,5 (standard)



PIN ASSIGNMENT



ORDERING



ACCESSORIES



IR Remote Controller
RIS-15

